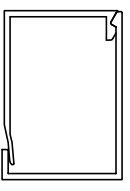




OPTION 1




OPTION 2



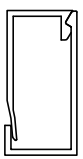
OPTION 3




OPTION 4




OPTION 5



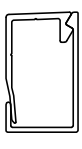
OPTION 6



OPTION 7




OPTION 8



OPTION 9

SNAP ON TRIM	PART #	A DIM.	B DIM.	WALL THICKNESS
OPTION 1	SCW-1	1-1/4"	1-1/4"	0.062
OPTION 2	SCW-3	1-3/4"	1-1/4"	0.062
OPTION 3	SCW-5	2-1/4"	1-1/4"	0.062
OPTION 4	SCW-73	2-3/4"	1-1/4"	0.062
OPTION 5	SCW-121	3-1/2"	1"	0.062
OPTION 6	SCW-103	1-1/2"	5/8"	0.062
OPTION 7	SCW-80	2-1/2"	3/4"	0.062
OPTION 8	B2014	2-3/4"	1"	0.062
OPTION 9	SCW-244	1-1/4"	3/4"	0.062


**ST.CLOUD WINDOW, INC.**  
 P.O. Box 1577 St. Cloud, MN 56302  
 Ph: (320) 251-9311 Fax: (320) 255-1513

**INTERIOR SNAP ON TRIM  
OPTIONS**